

LIAWA RATES GUIDE - 2nd edition

Industry Best Practice



As part of LIAWA's commitment to continual improvement within the industry and ensure all Western Australian landscapers provide the highest level of service, we offer the **Master Landscaper Accreditation Program**.

The **Accreditation Program** acknowledges those in our industry who reach and maintain the highest professional levels in the following five core areas:

- Business and Contract Management
- Environmental Management
- Customer Service
- Landscape Design/Construction/Maintenance
- Industry Promotion & Engagement

Become An Accredited **MasterLandscaper**

INTRODUCTION

The information contained in this publication are to assist those involved in the landscape industry as best as possible costings for the delivery of services that they provide.

Here you will find a series of chapters that provide rates for landscape construction, soft works, maintenance, equipment hire and lists of recommended suppliers and industry contacts.

The rates that have been published in each chapter are a guide and when quoting each project, consideration must be taken into the complexity of the work to be carried out and how site conditions and job specifications can alter the overall cost of specific tasks.

Unless otherwise stated all rates stated in this guide are charge-out rates excluding GST, profit and allowance for overheads.

Landscape Industries Association WA
January 2022

DISCLAIMER The rates that have been published in this guide have been produced in good faith and as a guideline only for the Landscape Industries Association WA for commercial and domestic landscaping projects





TABLE OF CONTENTS

INTRODUCTION

TABLE OF CONTENTS

MEASUREMENT GUIDES

ABBREVIATIONS
WEIGHTS & MEASURES
CONSTRUCTION | READY RECKONERS

INSURANCE

RECOMMENDED INSURANCES

EMPLOYMENT

AWARDS
WAGES
WORKCOVER
LEAVE
OTHER

PRELIMINARIES

SITE ESTABLISHMENT
SITE PREPARATION & EARTHWORKS

3 IRRIGATION

COMMERCIAL 14
RESIDENTIAL 14
CONTROLLERS 15
VALVES 16
PIPE 16
SPRINKLERS 17
LABOUR 17

9 HARDSCAPE

CONCRETE 19
PAVING 19
STONE FLOORING 20
EDGING 20
WALLING 23
DECKING 24

12 LIGHTING

LIGHTING INSTALLATION GUIDE 27
FITTINGS 27
FITTINGS 28
HIGH POWERED LED FITTINGS 29

14

SOFTSCAPE

SOIL WORKS 30
PLANTING 32
PLANTING 34
TURF 39

MAINTENANCE

LABOUR 41
MOWING 41
GENERAL GARDENING 41
TREE LOPPING | PRUNING & STUMP GRINDING 41
WEED SPRAYING (LAWN) 41
FERTILISER | SOIL WETTER APPLICATION - LAWN 42
TURF RENOVATIONS 42
DRY HIRE 45

PLANT & EQUIPMENT HIRE

DRY HIRE 46

LANDSCAPE SUPPLIES

30

INDUSTRY CONTACTS

ORGANISATIONS 53
BUSINESS 53
TRAINING | APPRENTICESHIPS & TRAINEESHIPS 53
TRAINING 55

SUPPLIERS DIRECTORY | A-Z

MEMBER SERVICES | DIRECTORY

53

56

60

Simply click on the heading below and you will be 'hyperlinked' to that section.

Every advertisers logo will 'hyperlink' you to their business website.



ECO OUTDOOR

FLOORING · WALLING · FURNITURE

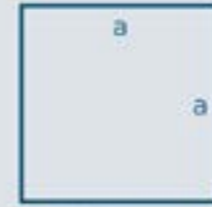
Proudly supporting the Landscape Industry Association of WA



T. 1300 13 14 13 | www.ecooutdoor.com.au

measuring

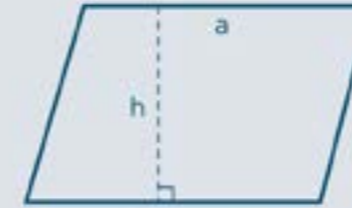
regular areas and volumes



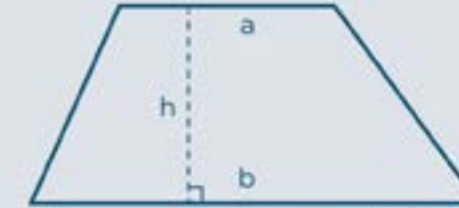
square area = a^2



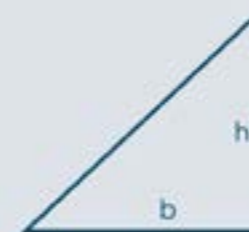
rectangle area = ab



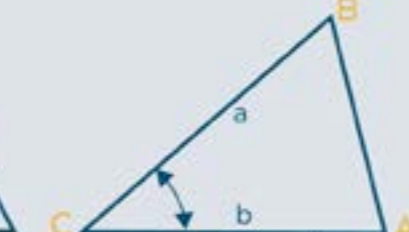
rhombus area = ah



trapezoid area = $\frac{(a+b)h}{2}$



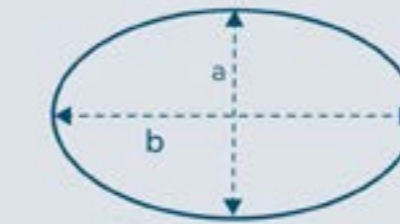
triangles area = $\frac{b}{2}h$



triangle area = $\frac{1}{2}ab \times \sin C$



circle area = πr^2



ellipse area = πab

note π (pi) = 3.142 or approx $\frac{22}{7}$



MEASUREMENT GUIDES

ABBREVIATIONS

m ² - square metre	m ³ - cubic metre	t - tonne
kg - kilograms	km - kilometre	cm - centimetre
mm - millimetre		

WEIGHTS & MEASURES

WEIGHT	1000g = 1 kilogram	1000kg = 1 tonne
LIQUID	1 gallon = 4.54 litres	1 litre water = 1 kilogram
	1000 litres = 1 kilolitre	
LINEAL	100cm = 1 metre	1km = 10,000 metres
SQUARE	1 m ² = 100 x 100cm	
CUBIC	1 m ³ = 100 x 100 x 100cm	

CONSTRUCTION | READY RECKONERS

Wheelbarrow capacity	on average allow 8- 10 barrows per m ³
Bobcat capacity	allow 0.3m ³
Concrete - 1m ³	2.5t (1.25 tonne metal + 0.625 tonne sand + 6 bags of cement)
Brick mortar	1.25 tonnes sand + 3.5 bags cement - per 1,000 bricks
Brick walling	230 x 110 x 76 standard brick single brick wall - 50 bricks per m ² double brick wall - 100 bricks per m ²
Block work	390mm x 190mm x 190mm blocks - 13 blocks per m ²
Paving	230mm x 115mm - 38 pavers per m ² 230mm x 185mm - 24 pavers per m ² 400mm x 400mm - 6.25 pavers per m ² 500mm x 500mm - 4 pavers per m ² 600mm x 600mm - 2.8 pavers per m ²



PROUDLY SUPPORTING
THE LANDSCAPE
INDUSTRY
ASSOCIATION OF WA INC.



RECOMMENDED INSURANCES

Workers Compensation Insurance

This policy is a requirement of Workcover WA for anyone engaging employees within the business. The main purpose of this insurance is to cover injuries to any employees of the business.

Construction Insurance

This policy contains two sections – Section 1 covers loss or damage to the actual works being carried out and section 2 covers loss or damage to third party property or injuries to third parties.

Public/Products Liability

A standalone public liability policy might be preferred for Landscape Suppliers and Landscape Designers and it covers loss or damage to third party property or injuries to third parties.

Professional Indemnity Insurance

This policy provides cover for financial loss to third parties as a result of a breach of your professional duty by reason of any negligent act, error or omission.

Business Package

This policy provides cover for your business premises (ie. Building and/or Contents) for insured events such as Fire, Storm, Earthquake and can also extend to include Theft, Money, Glass, Tax Audit and Tools of Trade away from the business premises.

Motor Insurance and trailer insurance are of course crucial policies as in most cases without transport you cannot attend your projects or deliver your products.

Additional Classes of Insurance that can be considered

There are some additional classes of insurance, not currently purchased, that you may also wish to consider. We have outlined some of these additional classes below.

- **Cyber Liability:** This policy provides cover for electronic exposures such as data breaches including loss of personal and corporate data and can be extended to include Extortion, Hacker Damage and Business Interruption.
- **Management Liability Insurance:** This type of policy is designed for privately owned companies and incorporates Directors & Officers Liability, Employment Practices Liability, Fidelity Guarantee and Trustees Liability cover. This policy can also extend to include Tax Audit cover.
- **Corporate Travel Insurance:** This type of policy provides cover for Directors, Executives and Employees of the Insured (including accompanying family members) whilst on authorised business travel on behalf of your company.
- **Marine / Inland Transit:** This policy provides cover for assets damages whilst in transit anywhere in Australia.

Are you fully covered?

Don't find yourself under-insured...



AWARDS

Most landscaping employees, including design staff, will be covered under the Gardening and Landscaping Services Award 2020:

<http://awardviewer.fwo.gov.au/award/show/MA000101>

WAGES

Minimum pay rates are published every year and can be found at:

<https://www.fairwork.gov.au/pay/minimum-wages/pay-guides#L>

All employers must give their new employees a copy of the Fair Work Information Statement:

<https://www.fairwork.gov.au/employee-entitlements/national-employment-standards/fair-work-information-statement>

If you need help to determine what landscaping pay level your employee should be paid, definitions for each pay level can be found using the PACT (Pay and Conditions Tool) on the Fairwork website:

<https://calculate.fairwork.gov.au/FindYourAward>

New employees also need a TFN form which can be found:

<https://www.ato.gov.au/Forms/TFN-declaration/>

WORKCOVER

All employees must be covered by worker's compensation insurance. You can shop around for the best premiums via your broker however, with this type of insurance, their hands are tied as rates for insurance are gazetted.

Current rates for landscape construction (a sub-category of construction/other construction services) can be found at:

<https://www.workcover.wa.gov.au/resources/rates-fees-payments/>

LEAVE

There are no provisions for long-service leave under the Gardening and Landscaping Services Award but this is legislated in Western Australia. More information can be found here:

<http://www.commerce.wa.gov.au/labour-relations/long-service-leave-0>

OTHER

Other employee information and communication to consider:

- You may need to ask your employees to complete a vehicle use policy form which outlines your requirements for those employees who will be driving company vehicles. Information may include the requirement for a valid license depending on the class of vehicle they will be driving, your policy on alcohol being consumed outside or within the vehicle, unauthorised passengers, influence of drugs etc.
- A social media policy
- A phone use at work policy
- A uniform policy
- Your code-of-conduct

Under the Gardening and Landscaping Services Award 2020, an annual shutdown is allowed and employers can ask staff to take the time off as annual leave. There are requirements around this including at least one month's notice in writing of the dates.

- Make yourself familiar with the Award. There is some flexibility allowed within certain provisions but careful calculations must be made to ensure that the employee is not worse off under negotiated changes.

If in doubt, the Fair Work Ombudsman will answer any queries:

<https://www.fairwork.gov.au/>

You can set up an account and record the answers to any questions for future reference.





SITE ESTABLISHMENT

DESCRIPTION	UNIT	COST
-------------	------	------

NOTE: Cost estimates based on current available Perth Metro rates.

COST PLUS:

Cost plus items will be subject to the cost of the item, material, subcontractor plus an additional Builder Margin which includes Overheads, administration, insurance and site management.

PROVISIONAL SUM:

A provisional sum as described in the Domestic Building Contract Act is an estimate of the cost of carrying out particular work. The estimate of the cost includes the cost of supplying any materials needed for the work. An estimate is required if, after making all reasonable enquiries, the builder cannot give a definite amount for the item at the time the contract is entered into.

Allowance of skip bin hire

2m ³ - bin	CP Item	180
3m ³ - bin	CP Item	220
4m ³ - bin	CP Item	280
6m ³ - bin	CP Item	450
8m ³ - bin	CP Item	490
10m ³ - bin	CP Item	570

Verge Permits, Approvals, Verge laydown diagrams, may be required in some local councils.

Allowance for Travel time - Project Total over and above

Builders Margin for Site Supervisor Travel.	PS Item	2 - 5%
---	---------	--------

(i.e. site supervision, project management and administration.)

DESCRIPTION	UNIT	COST
-------------	------	------

Allowance for service location and protection during excavation, pop holing etc...	CP Item	450
Allow for Bobcat and trailer 4hours @ 90 p/hr, removal from site 10m ³ within 10km radius of jobsite.		
Tipping Fees	p/10m³	750
Mixed waste	p/10m ³	750
Builders Rubble, Green waste (no lawn)	p/10m ³	750
RATES vary depending on access, waste type, location etc...	CP Item	
Stump Grinding and Tree removal, a lot of variables, min call out fee \$250, get a quote from a suitably qualified tree arborist with all associated		
Public Liability Insurances.	CP Item	
Allow for liaison and costs pertaining to Building License Approvals Certificate of Design Compliance and Local Council Fees additional depending on value works.	CP Item	600
Allow for Survey Peg to Set out to Pool & or Boundary Peg for works on boundary. Allows for Supervisor onsite during dig to ensure position and surveyor peg.	CP Item	1,600
Allow for pool scaffolding during Build timeframe. Estimate only as timeframe may adjust duration based on builders timeframes. Incl. Initial set up fee - , \$35 extra weekly hire for 18 months included in Lump Sum - and disassembling costs.	CP Item	4,000

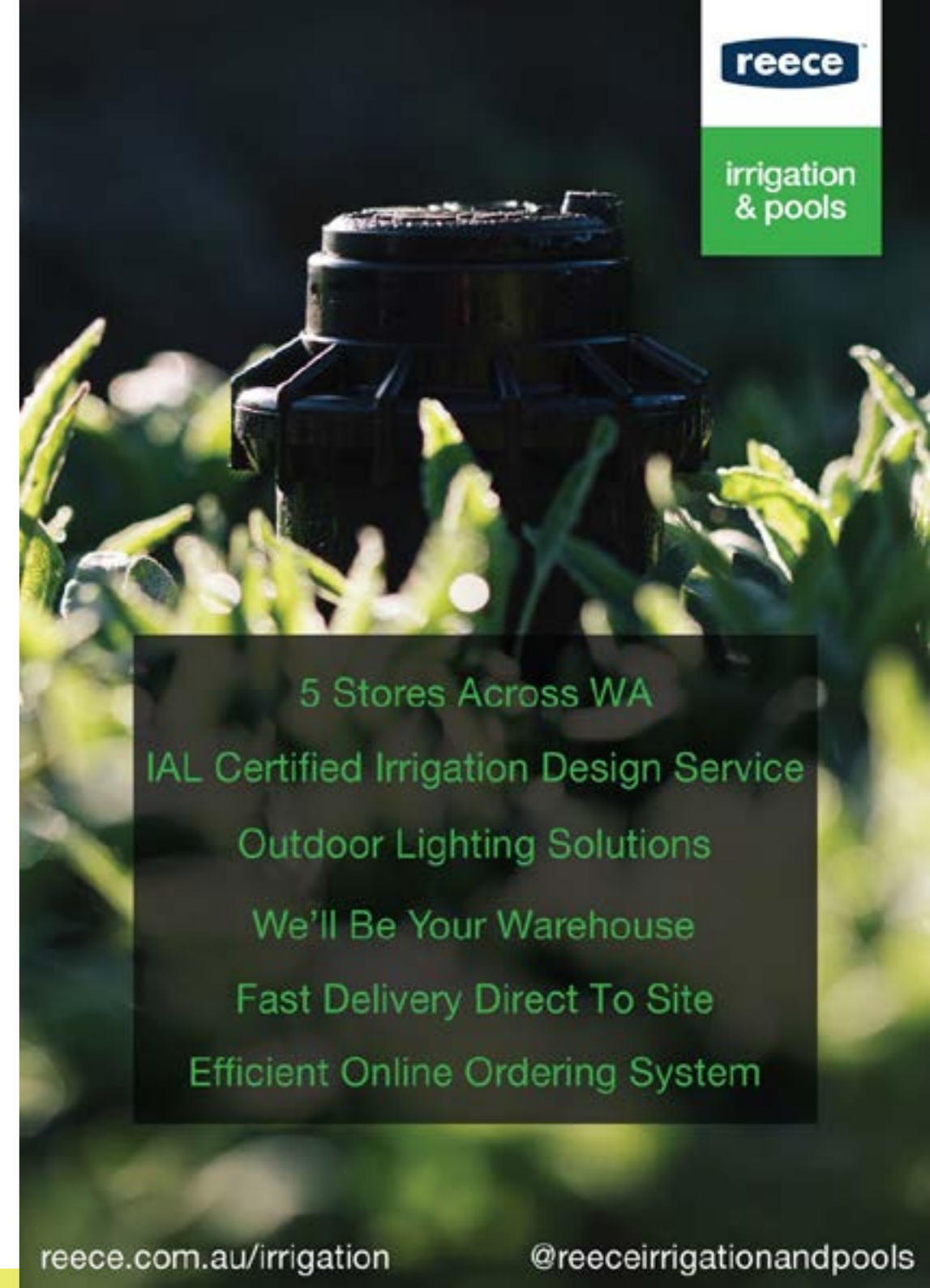
SITE PREPARATION & EARTHWORKS

DESCRIPTION	UNIT	COST
-------------	------	------

Allow for progressive cleans during build process and final pressure cleaning of job at completion. Depends on size of job, finishes, etc allowance for 2 x staff 8 hours cleaning on completion, review progressive cleans into item scopes.	PS Item	1,000
Allow for earthworks for excavation of footings to walls/ retaining walls. Includes any plant equipment and disposal of excess fill as required. Labour to hand dig footings, sand spoil reused where possible with excess into planters. Based off standard footing size 300 x 250 x length mm, labour.	PS Item	
Pending Engineers confirmation of sizes	l/m	45
Allow for earthworks to bring levels within 200mm of garden beds from finished level for main area ready to accept 100mm soil conditioner i.e. not including Pool area. Lawn areas to be 50mm from finished level ready to accept lawn sand.		
BOBCAT REMOVAL AND TRIM, REMOVAL FROM SITE AS PER REQUIRED. Does not include hard digging, rock breaking or relocation of site services. Mixed loads and Clean fill loads away as required. Review of existing site levels and adjustment as required to suit required levels undertaken as	CP Item	
Cost Plus Item.	m2	6 - 8
Allow for final trimming of grades to all landscape areas to locally move sand during site preparation. This is for locally moving sand by hand to prep areas		

DESCRIPTION	UNIT	COST
-------------	------	------

once bulk earthworks have been completed, in particular in paving areas, driveway, lawn, planters, garden beds.		
Where possible this will be done with machinery but due to access a lot of the area will be restricted to hand labour and narrow access machinery.	CP Item m2	6 - 8
Allow for manual & or mechanical backfilling and compaction of front & rear yard retaining walls. Includes plant equipment and manual operation of mechanical compacter equipment.	CP Item m2	220
Allow for supply and installation of dedicated electrical circuit from existing house board to pool equipment area. Inclusive of pool equipment sub-board with dedicated outdoor double GPOS.	Item	By Builder
Allow for supply and installation of dedicated water supply to pool equipment area i.e. priming pump, auto top up. Inclusive non return valve, cut in, piping with standard hose cock or other termination to be discussed.	Item	By Builder
No allowance for replacement of damaged concrete footpaths or allowance for the removal in the trim/earthworks allowances. Generally costs approx. \$85 m ² for replacement, not including removal by bobcat, over 8m ² i.e. no small works allowances.	Item	By Builder



5 Stores Across WA
 IAL Certified Irrigation Design Service
 Outdoor Lighting Solutions
 We'll Be Your Warehouse
 Fast Delivery Direct To Site
 Efficient Online Ordering System

IRRIGATION

COMMERCIAL

DESCRIPTION	UNIT	COST
Manual - Garden - Drip line	sqm	24
Manual - Garden - Sprays	sqm	21
Manual Turf - Pop ups	sqm	22
Automatic - Garden - Dripline	sqm	27
Automatic - Garden - Sprays	sqm	25
Automatic - Turf - pop ups	sqm	24

RESIDENTIAL

Manual - Garden - Drip line	sqm	21
Manual - Garden - Sprays	sqm	20
Manual Turf - Pop ups	sqm	18
Automatic - Garden - Dripline	sqm	22
Automatic - Garden - Sprays	sqm	22
Automatic - Turf - pop ups	sqm	21
Mains water Water Corp Approved cut in		320
Double Check Valve		
Back Flow Test		280
Under Road boring	per 6 linear meters	1,100

DESCRIPTION	UNIT	COST
CONTROLLERS		
4 Station Standard	each	200
6 Station Standard	each	240
8 Station Standard	each	280
6 Station Smart Controller WiFi	each	520
12 Station Smart Controller WiFi	each	638
24 Station Smart Controller WiFi	each	1,200

Tap Timer Bluetooth	each	100
Standard Tap Timer	each	100
Wireless Rain Sensor	each	85

Are you
WATERWISE?



Waterwise
Landscaper

Waterwise
Garden Designer

Sign up for a course at
landscaping.net.au



IRRIGATION *continued*

VALVES

DESCRIPTION	UNIT	COST
25mm Soleniod	each	28
40mm Soleniod	each	68
25mm Manual	each	7
40mm Manual	each	13
6" Valve Box	each	7
8x5 Valve Box	each	11
1/2 Height Valve Box	each	32
Valve Box Jumbo	each	65
Soleniod Multicore 0.5m 3 core 100m	each	155
Soleniod Multicore 0.5m 5 core 100m	each	240
Soleniod Multicore 0.5m 7 core 100m	each	320
Soleniod Multicore 0.5m 9 core 100m	each	410
Soleniod Multicore 0.5m 13 core 100m	each	590
Wire Connector 314 1.0mm	each	3
Wire Connector ULG 0.5mm	each	2

PIPE

DESCRIPTION	UNIT	COST
20mm pvc CL12 4m	each	6
25mm pvc CL9 4m	each	7
20mm pvc CL12 6m	each	9
25mm pvc CL9 6m	each	11
40mm pvc CL9 6m	each	22
13mm Poly LD 25m	each	16
19mm Poly LD 25m	each	22
25mm Poly LD 25m	each	43
25mm Poly LD 50m	each	66
25mm Poly LD 100m	each	132
Solvent Green 500ml	each	17
Priming Fluid Red 500ml	each	10

SPRINKLERS

DESCRIPTION	UNIT	COST
50mm Popup Body	each	7
80mm Popup Body	each	7
100mm Popup Body	each	8
150mm Popup Body	each	21
300mm Popup Body	each	26
Spray Nozzle Fixed Arc	each	4
Spray Nozzle Variable Arc	each	4
Stream Rotor	each	18
Gear Drive SRM04 equivalent	each	30
Gear Drive PGJ04 equivalent	each	30
Gear Drive PGPO4 equivalent	each	31

LABOUR

Waterwise Accredited Installer	hourly	110
Labourer	hourly	55
Trenching Machine Operation	hourly	110





THE BEST BRANDS AT THE BEST PRICES

**TIMBER DECKING • COMPOSITE DECKING • TREATED PINE SUB FRAME
STIRRUPS • BRACKETS • BOLTS • SCREWS • JOIST TAPE • CONCRETE
• NAILS • DECK SEALER & MORE.**



CONCRETE

DESCRIPTION	UNIT	COST
<i>Assumes prepared site including crushed rock sub-base, excludes excavation of site.</i>		
Finished concrete - 25mpa, 50mm sub-base		
75mm depth reinforced F 62	per m2	75
100mm depth reinforced F 62 base for paving	per m2	90
100mm depth reinforced F 72 finished	per m3	97.5
Strip footing		
300 x 450mm F 11 trench mesh	per linear m	100
450 x 600mm F 11 trench mesh, top and bottom plus N12 starter bars at 400mm centers	per linear m	200 - 240
Pumping		
Line pump - minimum 4 hours		1200
Expansion joints		
Cork 100mm (some landscapers may not charge for this)per lineal m		10
Control joints (some landscapers may not chargefor this)per lineal m		10
Exposed aggregate concrete Including crushed rock sub base.		
Not including sealing. Minimum 80m2.		
100mm thick with F 62	per m2	130
120mm thick with F 72 - Honed	per m2	190

PAVING

DESCRIPTION	UNIT	COST
Brick paving (excluding bricks, including mud and grouting)		
Stretcher or basket weave pattern (on cracker dust)	per m2	60 - 140
Herringbone 45o (on cracker dust)	per m2	60 - 140
Large format pavers (excluding pavers, including cleaning) - generally 400, 500 and 600mm pavers - price will vary according to width of grout joint		
Either stone or concrete paver: Including mud and grouting, Dependent on laying pattern		
	per m2	60 -140
Random paving (including stone, slab and grout) Dependent upon the size of grout joint, one person will lay 3 to 4 m2 (allow for wastage of material)		
	per m2	240
Pool Coping (excluding supply) 300 - 400,, (includes mitered corners) and cutting around skimmer box)		
	per linear m	80 - 100
Step Treads (excluding supply) 350mm - laid in cement mortar with 10mm joint		
	per m	80
Risers (excluding supply) 175mm riser		
	per m	100



STONE FLOORING

DESCRIPTION	BEDDING DEPTH	COST
STONE TILES (cost = \$ per square metre)		
Slab (Reinforced Mesh, 25MPa) inc materials: excludes pumping; expansion joints and ground works		
	100mm	50 - 65
Screed (inc materials)	20mm	20 - 30
Waterproofing (inc materials)	5-10mm	30 - 40
Labour (average, inc grout)	5mm	90 - 120
Sealing (dip sealing an additional charge)		20 - 25
<i>Considerations: Control joints, drainage, dip sealing</i>		
STONE FLOORING WETLAID (cost = \$ per square metre)		
Substrate	100mm (roadbase)	20 - 30
or	100mm (concrete)	50 - 65
Labour Dimensional format:		
Includes sand/cement and grout if required	30-50mm	100 - 140
Labour Cobbles		
Includes sand/cement and grout if required	30-50mm	140 - 180
Sealing (Dip sealing an additional charge)		20 - 25
CRACKER DUST (small format)		
Substrate (psqm)	80-100mm (roadbase)	20 - 30
Labour (dimensional format)	per square metre	40 - 70
STONE COPING / CAPPING		
Install Only - per lineal metre	10 - 15mm	80 - 100

EDGING

DESCRIPTION	UNIT	COST
Rates are for supply and install on prepared surfaces.		
Timber edge		
treated pine or hardwood, including peg 1m centres and screwed		
75 x 20	per m	35.00
100 x 50	per m	50.00
Brick edge		
<i>(include excavation, deformed bar in 100mm concrete and PC allowance \$40m2 for bricks)</i>		
110mm wide and mortar joint	per m	80.00
230mm wide and mortar joint	per m	110.00
76mm wide and mortar joint	per m	90.00



Slash costs with TerraCottem Arbor Soil Conditioner!

A once in a lifetime investment.

Benefits:

- Water & fertiliser savings up to 50%
- Up to 90% tree survival rate (without TerraCottem, it is only 40%!)

Invest **5-10%** of the cost of the tree installed and enjoy years of **vigorous growth & happy customers.**





ECO OUTDOOR

FLOORING · WALLING · FURNITURE

T. 1300 13 14 13 | www.ecooutdoor.com.au



HARDSCAPE *continued*

WALLING

DESCRIPTION	UNIT	COST
-------------	------	------

All rates include supply and installation of materials but exclude excavation. A minimum of 20m² is assumed. Maximum height 1.0m. All walls over 600mm height should have engineer's approval and/or certification.

Brickwork

Labour and sand/cement - faced (excluding detail work) per 1000 bricks 1500

Block work

Concrete blockwall - to 1.0m height

390 x 190 x 190mm per m² 220

390 x 190 x 190mm core-filled reinforced per m² 300

Bluestone (excluding cost of stone) per m² 300 - 400

Natural stone - not cladding (excluding cost of stone) per m² 300 - 400

Capping (with bricks or pavers, uniform cuts)

300mm wide (excluding supply) per linear metre 80

Brick piers

470mm x 470mm (labour and mud only) per hr 80

Rendering

Includes base coat and three finish coats per m² 80 - 100

Brick cleaning (labour only, min 10m²) per m² 10 - 13

Sleeper walls (timber sleeper on edge & posts every 2.4m, minimum 12m to 600mm height, galvanised steel H posts set into concrete)

New hardwood or treated pine (75 x 200mm) per m² 280 - 300

DESCRIPTION	UNIT	COST
-------------	------	------

Stone Walling/cladding /masonry substrate

Waterproofing (inc materials not tanking.) bedding depth 5-10mm 50 - 60

Drystone / Random Ashlar / Freeform Walling

Dry Laid or Grouted (Doesn't include scaffold costs.

Doesn't include manual fixings) per square metre 250 - 350

Drystone / Random Ashlar / Freeform Corners

Dry Laid or Grouted per lineal metre 100 - 150

Sealing per square metre 20 - 25



DECKING

DESCRIPTION	UNIT	COST
-------------	------	------

Average market rate install per sqm. Costs listed are inclusive of GST

Timber

Timber framing of a deck must follow the Australian Standard AS 1684 Residential Timber-framed Construction.

Treated Pine Micropro 154 Reeded 90 x 22 x 6.0m		180
Jarrah 130 x20 standard & better, smooth , 1.8-4.2R/L		205
Merbau 140 x 19 select, reeded one face , 1.8- 5.7 R/L		210
Merabau Finger Joined 140 x 19 x 5.7m		210
Fijian Mahogany KD Select E4E 140 x 21 RL		240
Blackbutt 135 x 22 standard & better, smooth, 1.8-5.7RL		240
Spotted Gum 136 x 19 standard & better, smooth, 1.8 - 4.8 R/L		250

Composite

Eva -Last Infinity '1' Series Caribbean Coral Grooved 5.4 x 137mm x 25mm decking board		245
HardieDeck Decking board 19 x 196 x 3000mm		220
Trex Transcend Gold Grooved 5.48mx 140mm x 25mm - decking board		220
Modwood Decking Xtreme Guard GR Magnetic Grey 5.40m x 137mm x 23mm		280
Timbertech Legacy Ashwood grooved 6.1m x 138mm x 23mm - decking board		302

DESCRIPTION	UNIT	COST
-------------	------	------

Decking Oil | Sealers

RETAIL - all costs exclude GST

Cabot's Natural Decking oil 10 litre - wood oil Natural , Jarrah, Merbau (100 sqm coverage)		143
Cutek CD50 clear 10 litre - High performance wood oil (150 sqm coverage)		237
Cabot's Aquadeck 10 litre - wood oil Natural, Jarrah, Merbau (100 sqm coverage)		164
Cutek Extreme clear 10 litre - Extreme performance wood oil (150 sqm coverage)		261
Cutek Wood Preservative clear 10 litre - Ultra Extreme performance wood oil (150 sqm coverage)		287
Intergrain UltraDeck 10 litre - Wood oil Natural Colour (100 sqm coverage)		195
Cutek Low VOC clear 5 litre - medium performance wood oil with less than 200 grams/ litre of VOC		155
Intergrain Slip Resistant Decking Oil 10 litre- Natural colour (100 sqm coverage)		210
Intergrain Natural Stain 10 litre - wood oil Jarrah, merbau colour (100 sqm coverage)		240

COMPLETE DECKING GUIDE

Timber decking (constructed and oiled, on joists, bearers and stumps [excludes stairs and rails] minimum 30m2)

All costs exclude GST

70 - 90mm wide decking, nail gun	per m2	320 - 350
130 - 140mm wide decking, screw	per m2	360 - 390



HAVE YOU SEEN OUR NEW ONLINE TRADE STORE?

Decking Perth Online Trade Shop

Open for customers in the Trade business

Please submit your trade application form to orders@deckingperth.com.au to receive a Password

Email address

SUBMIT

www.decksonline.com.au



unios®

Landscape lighting simplified

Bring your outdoor designs to life with a beautifully designed and engineered luminaires. Designed for beauty and built for durability – landscape lighting has never been simpler.



Designed for Australian conditions



Locally stocked in Western Australia



Class-leading online selection tools

unios.com



LIGHTING INSTALLATION GUIDE

Note these lights are sourced from quality suppliers only. You should expect a warranty on the fittings of 3 years or more. Pay particular attention to warranties on transformers 2 years or more when making your supplier selections.

On a new landscape, a tradesman can expect to complete approximately 6 - 10 stake mounted light fittings per day.

*All costs exclude GST

DESCRIPTION	UNIT	COST
Based on a new landscape, using 4.6mm cable, with an average of 4 lights per transformer, but not including the light fitting and transformer (using stake mounted lights), for secondary (12 volt) work only	each	95

FITTINGS

Park lights / bollards

Stainless steel	each	150 - 500
Chrome	each	120 - 250
Copper	each	100 - 300
Brass	each	150 - 250
Aluminium	each	70 - 400
Plastic		not recommended

Wall lights

Stainless steel	each	140 - 500
Chrome	each	90 - 250
Copper	each	100 - 250

DESCRIPTION	UNIT	COST
Brass	each	80 - 250
Aluminium	each	70 - 250
Plastic		not recommended
Driveway lights		
Stainless steel with canister	each	200 - 400
Chrome		not recommended
Copper	each	200 - 600
Brass	each	200 - 600
Aluminium		not recommended
Plastic		not recommended
Pond lights		
Stainless steel	each	250 - 600
Chrome	each	200 - 350
Copper		not recommended
Brass	each	200 - 300
Aluminium		not recommended
Plastic		not recommended
Stake mounted up lights		
Stainless steel	each	140 - 350
Chrome	each	120 - 250
Copper	each	100 - 170
Brass	each	80 - 120
Aluminium	each	60 - 150
Plastic		not recommended


FITTINGS

DESCRIPTION	UNIT	COST
In ground up lights		
Stainless steel	each	180 - 450
Chrome	each	120 - 250
Copper	each	250 - 350
Brass	each	100 - 350
Aluminium	<i>not recommended</i>	
Plastic	<i>not recommended</i>	
Lamps		
Dichroic MR16	each	7 - 15
Dichroic MR11	each	10 - 20
Bi-Pin G4 Base	each	5 - 10
Bi-Pin GY Base	each	5 - 10
LED Replacement kit	each	15 - 30
Canisters		
Various sizes	each	150 - 200
Transformers wall mounted		
300VA	each	150 - 200
200VA	each	130 - 180
150VA	each	120 - 170
100VA	each	110 - 150
50VA	each	100 - 140

DESCRIPTION	UNIT	COST
Transformers in ground		
200VA	each	200 - 300
100VA	each	200 - 250
50VA	each	130 - 170
30VA	each	70 - 130
Low voltage cable		
10mm ²	per metre	4 - 7
60mm ²	per metre	3 - 4.5
4.6mm ²	per metre	2.5 - 3.5
1.8mm ²	per metre	0.8 - 2
2 core cable	per metre	20
Heat shrink connectors		
22mm	per 50	100 - 160
12mm	per 50	80 - 130
10mm	per 50	50 - 90
6.4mm	per 50	50 - 90
4.8mm	per 50	30 - 60

HIGH POWERED LED FITTINGS

DESCRIPTION	UNIT	COST
Path lights		
Brass	each	200 - 300
Chrome	each	220 - 350
Step lights		
Brass	each	250 - 350
Chrome	each	300 - 400
Pond lights		
Brass	each	250 - 350
Chrome	each	300 - 400
Small stake mounted up-lights		
Brass	each	170 - 300
Chrome	each	200 - 350
Large stake mounted up-lights		
Brass	each	230 - 350
Chrome	each	250 - 350
Small in ground up-lights		
Brass	each	200 - 300
Chrome	each	200 - 350
Large in ground up-lights		
Brass	each	400 - 500
Chrome	each	450 - 550





SOIL WORKS

DESCRIPTION	UNIT	COST
Laboratory Testing of Soil, Water, Plant Tissue		
Standard Soil Analysis	Each	100 - 150
Water	Each	100 - 150
Plant tissue	Each	100 - 150
Soil Conditioners - Domestic		
Gypsum 250g/sqm-hand	sqm	1.00
Lime 100g/sqm-hand	sqm	0.50
Bentonite Clay 20kg	per bag	22.20
Site Soil - Commercial (minimum 1000sqm)		
Strip site topsoil to 150mm and stockpile	per m3	25
Spread site topsoil from stockpile (minimum 100cum)	per m3	20
Screen site topsoil from stockpile (minimum 500cum)	per m3	15
Site Soil - Domestic		
Strip topsoil with bobcat and stockpile	per m3	40
Spread site top soil	per m3	35
Imported Soil - Commercial (minimum 250 cum)		
Imported topsoil to 150mm	sqm	12
Organic garden mix to 250mm depth	sqm	15
Premium garden mix to 250mm depth	sqm	20
Planterbox lightweight garden mix to 500mm depth	sqm	60
Structural soil mix to 500mm depth	sqm	80
Turf underlay to 75mm depth	sqm	5
Bulka bags - premium organic mix (excl lift by crane)	per m3	150

HOW TO TAKE A SOIL SAMPLE

Correct soil sampling is critical to ensure accurate analysis and interpretation. Precise nutrient management can only occur with a quality representative sample.

IMPORTANT CONSIDERATIONS

- Soil samples can be taken any time of the year, however avoid extremely wet conditions.
- For maintenance programs sampling should occur at the same time each year in each area where samples are collected
- Regular tests build a better profile of data
- Sample different soil types separately
- Sample varying topography (hills and flats) separately
- Avoid poorly drained areas

SAMPLING

A soil probe or augur is the best tool for taking samples, but a spade or shovel will also work well. The technique for using a spade is to dig a hole to the sampling depth. Cut a 25mm thick slice of soil from the face of the hole to obtain a strip of soil about 25mm wide from top to bottom.

1. Each soil sample should be a composite consisting of the soil from cores (or slices) taken randomly at several places across the sampling area.
The purpose of this sampling procedure is to minimise the effects of any local non-uniformity in the soil.
2. Cores or slices of soil, from about 10-20 locations over the area, should be taken for each soil sample.
3. The soil cores should be well mixed in a clean plastic bag or bucket. Metal containers, i.e. galvanised metal will contaminate the sample.
4. Avoid sending wet samples to your chosen laboratory as it significantly increases processing time and adds weight to your postage. Place about 200-300gms of the composite sample in the plastic bag.

TIPS

1. Ensure a representative sample is obtained
2. Ensure all your equipment is cleaned in before each sample is taken
3. Remove debris and plant material from the soil surface
4. Take the required number or cores utilising a transect or zigzag sampling plan
5. Pool your cores in a clean plastic bucket, breaking the soil into small crumbs
6. Mix the sample thoroughly in the bucket
7. Place your representative sample into soil test bags from an appropriate testing laboratory and fill to the required line.
8. If using a shovel ensure the sample is consistent down to the required depth (e.g. take a slice down the side not a V sample)

Soil Solver®

THE ANSWER LIES IN THE SOIL™

To achieve a permanent water-retentive soil just add the balanced clay, silt and minerals of Soil Saver® Clay Plus to existing sand. Great for lawns, trees, flora and pots.

Give your clients the permanent sandy soil solution

Gavin 0428 352 026
www.soilsolver.com.au



Allowed Input
Cert. No. 19058



DESCRIPTION	UNIT	COST
-------------	------	------

Imported Soil - Domestic (up to 20 cum)		
Imported topsoil to 150mm	sqm	10
Organic garden mix to 250mm depth	sqm	25
Premium garden mix to 250mm depth	sqm	25
Planterbox lightweight garden mix to 500mm depth	sqm	65
Turf underlay to 75mm depth	sqm	10
Bulka bags - premium organic mix (excl lift by crane)	sqm	150

PLANTING

Project Quantifying

When quantifying planting schemes, designers may work with either plant spacing or with plant density [so many plants per square metre]

Plant Material Supply Costs Only

Tube	Each	1.50
130mm	Each	5
140mm	Each	6
170mm-175mm	Each	8 - 8.50
200mm	Each	9 - 9.50
12ltr (dependant on species)	Each	35
30 ltr (dependant on species)	Each	70
90ltr (dependant on species)	Each	190 - 200
200ltr (dependant on species)	Each	275 - 295
500 ltr (dependant on species)	Each	825 - 850

PLANTING

DESCRIPTION	UNIT	COST
-------------	------	------

Planting In Beds (note rates will vary with quantities)		
<i>*Rates provided are for supply and install in prepared ground</i>		
Tube	Each	6.30
130mm-175mm Pot	Each	12.50
200mm Pot	Each	14.75
30 ltr	Each	55
90 ltr	Each	255
200 ltr	Each	425
500 ltr	Each	1100

Staking and Tying

Bamboo canes 6-8mm x 450mm	1000 per bale	45
Bamboo canes 10-12mm x 600mm	500 per bale	50
Bamboo canes 8-10mm x 750mm	500 per bale	40
Bamboo canes 10-12mm x 1800mm	15/pk	8
Jarrah Tree Stake 50 x 50 x 1800mm (painted black)	Each	9.50
Jarrah Tree Stake 50 x 50 x 2100mm (painted black)	100/pk	850
Jarrah Tree Stake 50 x 50 x 2100mm (painted black)	Each	10.50
Jarrah Tree Stake 50 x 50 x 2100mm (painted black)	100/pk	940
Jarrah Tree Stake 50 x 50 x 2400mm (painted black)	Each	11.40
Jarrah Tree Stake 50 x 50 x 2400mm (painted black)	100/pk	1010
Pine tree stake 50 x 50 x 18000mm	Each	6
Pine tree stake 50 x 50 x 18000mm	216/pk	1140
Pine tree stake 50 x 50 x 2100mm	Each	6.75
Pine tree stake 50 x 50 x 2100mm	216/pk	1320
Pine tree stake 50 x 50 x 2400mm	Each	7.75



Find plant inspiration online with benaranurseries.com

Discover our wide range of seedlings, tubestock to super advanced transplant stock to suit your projects needs. We are dedicated to growing the finest quality plant stock and sharing our horticultural knowledge.

Contract Growing | Online Ordering & Availability | Expert Horticultural Knowledge



SOFTSCAPE *continued*

PLANTING

DESCRIPTION	UNIT	COST
Pine tree stake 50 x 50 x 2400mm	216/pk	1480
Plastic tree stake 50 x 50 x 2100mm	Each	14
Marker Stakes		
Hardwood 25mm x 25mm x 900mm	Each	1.95
Bamboo 10mm - 12mm x 900mm	Each	1.15
Rubber Ties		
Chainlock rubber tree ties 25mm x 25mtrs	Each	70
Easy -tie rubber tree ties 130mm x 25mtrs	500/pk	20
Heavy duty flat tree tie 18mm x 100mtrs	Each	30
Heavy duty flat tree tie 30mm x 100mtrs	Each	40
Tree Guards - Polythene tube (450mm x 350mm), 3 x bamboo stakes (10mm - 12mm)		
Fluted plastic tree guard 450mm	50/pk	70
Fluted plastic tree guard 600mm	50/pk	40
Root Barrier		
Re-route -ribbed root barrier 300mm x 30mtr	Each	300
Re-route -ribbed root barrier 600mm x 30mtr	Each	500
Root director (box) 640mm	Each	175
Root director (box) 1000mm	Each	320
Root director (circle) 600mm	Each	150
Root director (circle) 900mm	Each	240
Geosynthetic (drainage) & Weedmat		
Weedmat 12m x 1m	each	12
Geotek non-woven Grade D 3m x 80	each	630

DESCRIPTION	UNIT	COST
Geotek non-woven Grade E 3m x 70	each	630
Geotek non-woven Grade C 3m x 100	each	805
Filtermaxx filterwrap Geotextile 2m x 50m	each	125
FERTILISER & WETTING AGENTS		
Slow release per plant	Each	0.50
Slow release - General Garden Apex	22.6kg bag	130.30
Slow release -Australian Native Blend	20kg bag	174.75
NPK Blue	per bag	31.10
Dynamic Lifter	per m2	2.00
Grosorb (wetting agent)	25ltr	53.40
Grosorb (wetting agent)	Bulka	2484
Liquid Grosorb	200ltr	2147
Liquid Grosorb	1000ltr	9528
Turf - Brilliance	20kg bag	26.15
Turf -Best Gold	20kg bag	76.65
MULCH		
<i>*By Hand Supply and install to 75mm depth - minimum 10m2</i>		
Pine Bark	per m2	15
Enviro Mulch	per m2	12
Weed control matting	per m2	9.50
COMMERCIAL By Machine supply and install to 75mm (minimum 20-30cubic metres)		
Pine Bark	per m3	140
Black Mulch	per m3	110

Extensive range of over 800 Australian & exotic trees, shrubs, climbers, grasses and ground covers to suit residential, government and landscaping projects.

Varieties grown include stock from leading breeders:
PMA • Ozbreed • Design Edge • Ramm Botanicals

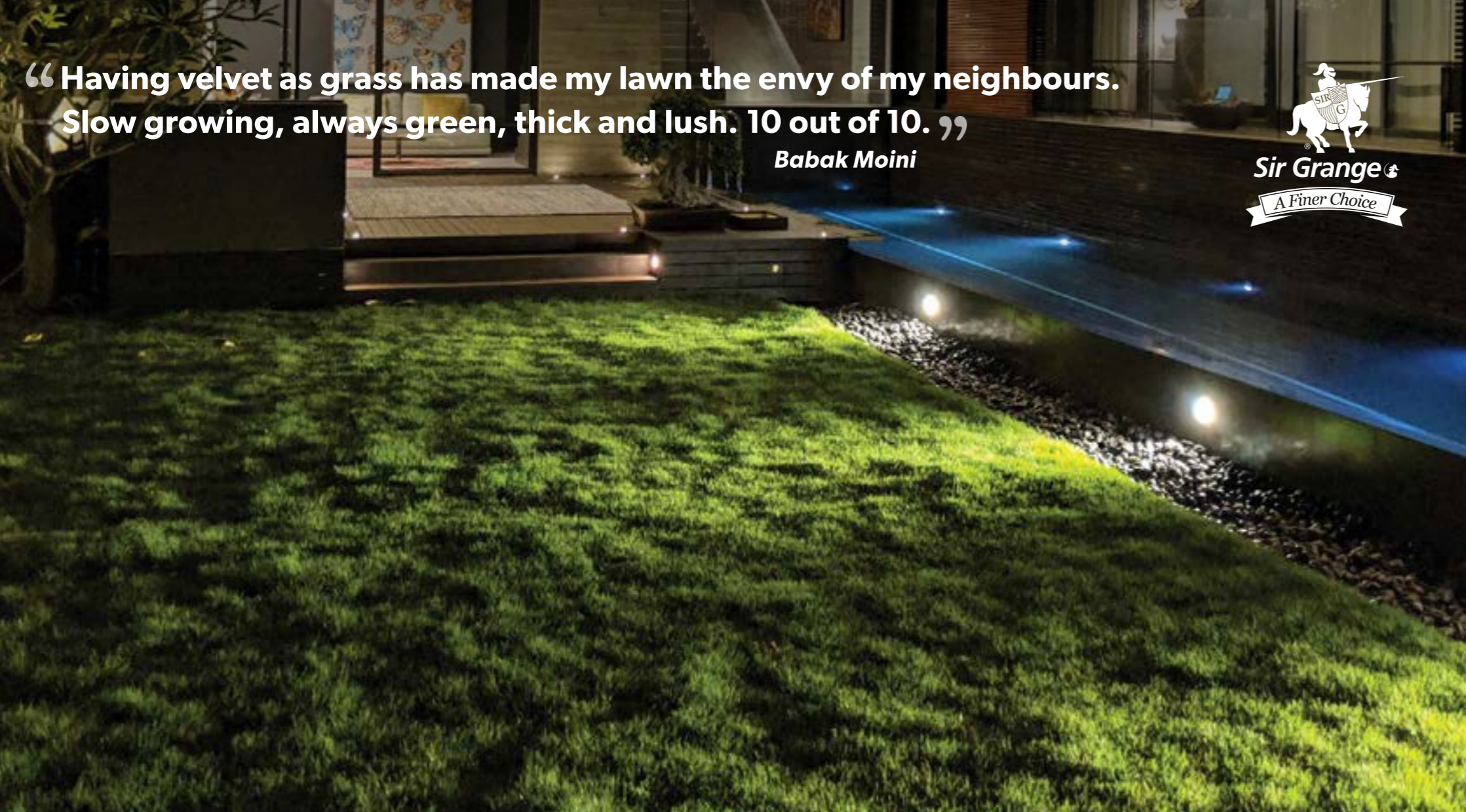
- Online ordering
- Check stock availability online 24/7
- Metro delivery & country transport options



**Waterwise approved varieties
Contract growing available**







“Having velvet as grass has made my lawn the envy of my neighbours. Slow growing, always green, thick and lush. 10 out of 10.”

Babak Moini



TURF

DESCRIPTION	UNIT	COST
Supply only		
Kikuyu (pick up)	per m2	5.45
Kikuyu (delivered)	per m2	6.35
Couch Wintergreen (pick up)	per m2	4.55
Couch Wintergreen (delivered)	per m2	5.45
Soft leaf Buffalo (pick up)	per m2	10.00
soft leaf Buffalo (delivered)	per m2	10.90
Zoysia (pick up)	per m2	7.25
Zoysia (delivered)	per m2	8.15
Turfing - Hand Laid 0 - 150sqm		
Kikuyu / couch / soft leaf buffalo	per m2	14.70
Zoysia	per m2	17.50
Fertiliser		
Granulated to grass - hand	per m2	0.50
Granulated to grass - machine 1 - 3t	per m2	0.30
Topdressing		
Topdressing 10mm (0-500sqm/500sqm>)	per m2	3.75 - 2.75
Topdressing 10mm - machine 3-10t	per m2	1.20
Manures (minimum 120cum)	per m2	1.25
Synthetic turf - delivered and laid (excluding edging)		
30 - 100m2, including excavation, crushed rock base, sand or rubber infill	per m2	60 - 75

TURF MATRIX

COMMON NAME	ZOYSIA	KIKUYU	BUFFALO	GREEN COUCH
BOTANICAL NAME	Zoysia japonica	Pennisetum clandestinum	Stenotaphrum secundatum	Cynodon dactylon
TEXTURE	Medium to coarse	Medium to fine	Coarse	Medium
TOLERANCES-				
SHADE	Good	Poor	Excellent	Fair
FROST	Fair	Fair	Poor	Fair
DROUGHT	Good	Good	Good	Good
WATER	Excellent	Fair	Good	Good
SOILS	Saline heavy	Wide Range	Wide Range	Wide Range
MAINTENANCE REQUIRED	Low	High	Medium	High

Lawn Solutions Australia is home to the largest turf research & development facility in the southern hemisphere, with new and exclusive varieties already available. **Imagine what the future holds!**

lawndoctor.com.au Ph: 9306 1788



THE MOST NATURAL-LOOKING COMPOSITE TIMBER ON THE MARKET



DESCRIPTION	UNIT	COST
-------------	------	------

LABOUR

General labour rates

Qualified Horticulturist	\$	66-77
Supervisor	\$	77
General employee	\$	30.40
Trainee/Student	\$	23.54

*These are your charge out rates.

MOWING

General

<60 sqm - minimum charge	\$	40
every 15 sqm	\$	5
Obstacle/additional area	\$	5
Clipping disposal (per bag)	\$	5

*This equates to \$0.66/sqm but is not a practical formula.

Ride-on

From 1000 sqm - min charge	\$	600
Every 100 sqm - this includes a 10% discount due to being over 1000sqm	\$	35
Obstacle/additional area	\$	15

*Ride-on rates should not be higher than standard mowing rates as by using this type of machine cuts down time taken to complete the job. If the job is larger than 1000sqm then use the following as a guide.

DESCRIPTION	UNIT	COST
-------------	------	------

GENERAL GARDENING

Pruning, hedging, garden clean-ups, weeding, etc *Refer to labour rates

TREE LOPPING | PRUNING & STUMP GRINDING

Hourly Rate

Heights: <3m - refer to stump grinder equipment hire	\$	77
Heights: >3m - Grinder & Boom Lift Equipment Hire	\$	88

Disposal Fee

Method 1 - this price is per 6" x 4" Trailer	\$	45
Method 2 - Refer to Skip Bin Equipment Hire		

WEED SPRAYING (LAWN)

Method 1 (Knapsack)

Half pack <50sqm	\$	75
Full pack 50sqm<X<100sqm	\$	125

* This is for most Herbicides, Fungicides, and Insecticides.

Method 2 (per sqm)

<100sqm	\$	1.20
101sqm - 1000sqm	\$.75
>1000sqm	\$.50

Distributed by



T: 08 9494 1051
 info@urbandirectwholesale.com.au
 www.urbandirectwholesale.com.au
 www.newtechwood.com.au



DESCRIPTION	UNIT	COST
-------------	------	------

FERTILISER | SOIL WETTER APPLICATION - LAWN

General labour rates

<60sqm	\$	40
Every 15sqm	\$	5
* This equates to \$0.66/sqm but is not a practical formula.		
* Controlled Release Fertiliser.		
* If both a soil wetter and fertiliser are applied at the same time then a 10% can be applied.		

Irrigation Maintenance/Repairs

Hourly Rate	\$	88
Standard Repairs		
Sprinkler Body & Head	\$	25
Broken PVC Pipe - Utilising Slip Fix @ 25mm	\$	65
Broken Poly Pipe	\$	50
Solenoid Replacement Only	\$	90
Solenoid & Valve Replacement	\$	130
Controller Setup	\$	45
Controller Replacement - Rainbird 4 station	\$	*335

* Does include a full system test, however does not include electrician fee if applicable.

DESCRIPTION	UNIT	COST
-------------	------	------

TURF RENOVATIONS

Verti-Mowing (Dethatching)

<75sqm - LIGHT thatch	\$	400
Every 30sqm	\$	50
* This equates to \$1.66/sqm but is not a practical formula.		
<75sqm - HEAVY thatch	\$	600
Every 30sqm	\$	75
* This equates to \$2.50/sqm but is not a practical formula.		

Aerating/Coring

<75sqm	\$	400
Every 30sqm	\$	50
* This equates to \$1.66/sqm but is not a practical formula.		

Top Dressing

per sqm	\$	4.75
Minimum Charge - (20sqm)	\$	95

* Use a combination of lawn mix and compost.



A wholesale nursery stocking natives, exotics and advanced trees.

Conveniently located in the Margaret River region, Bramley Botanical is a wholesale nursery that specialises in native and exotic plant varieties and established trees, that will take your landscaping projects to the next level.

OPEN BY APPOINTMENT ONLY

p. 08 9757 9048
e. admin@bramleybotanical.com.au





YOUR INSTANT
MINI
WORKFORCE
WITH OR WITHOUT AN OPERATOR!

1300 222558



MINIQUIP
HIRE



PLANT & EQUIPMENT HIRE

DRY HIRE

DESCRIPTION	UNIT	COST
Surveying		
Laser level c/w staff and tripod	per day	150
Transport Hire		
2T Tipper	per day	215
Ute Crew cab	per day	150
Ute Table Top	per day	120
Trailers		
Single axle 6 x 4	per day	50
Tandem axle 8 x 5	per day	100
Landscape Machinery		
Dingo Mini Loader	per day	300 - 350
Mini Loader -Tracked	per day	350 - 375
Skidsteer loader small	per day	350 - 375
Skidsteer loader large	per day	375 - 400
Excavator mini 1.0t	per day	420
Excavator mini 1.5t	per day	420
Excavator mini 1.8t	per day	420
Excavator mini 3.5t	per day	480
Bricksaw c/w diamond blade	per day	150 - 200
Compactors 60-80kg	per day	100 - 150
Turf cutter	per day	175
Lawn Dethatcher	per day	125 - 135
Trencher self propelled	per day	275 - 300

Are you PPE covered?

Personal Protective Equipment may be required



COMPACT EQUIPMENT HIRE SOLUTIONS FOR | CIVIL | CONSTRUCTION | LANDSCAPING | DEMOLITION

miniquip.com.au

11 Winchester Rd, Bibra Lake WA 6163 Ph: (08) 9434 9800 Fx: (08) 9434 9811
Email: sales@miniquip.com.au



PLANT & EQUIPMENT HIRE - *continued*

DRY HIRE

DESCRIPTION	UNIT	COST
Trolley brick	per day	65
Concreting Equipment		
Demolition saw 350mm c/w diamond brick / concrete combo blade	per day	200 - 225
Concrete Mixer	per day	50 - 100
Generators		
Generators 2kva -8kva petrol portable	per day	100 - 200
Hydraulic Platforms		
Mobile Hydraulic Platform 12m	per day	350
Gardening Equipment		
Whipper snipper	per day	50
Brushcutter	per day	70
Chainsaw petrol 16" - 20"	per day	125 - 150
Lawn mower domestic	per day	50
Lawn mover heavy duty	per day	70
Blower petrol	per day	55
Hedge trimmer petrol	per day	75
hedge trimmer petrol (long)	per day	100
Chipper 100mm	per day	150 - 200
Slasher	per day	150 - 175
Wheelbarrow	per day	30
Lawn roller	per day	45
Rotary hoe	per day	130

DESCRIPTION	UNIT	COST
Post hole borer one person	per day	100
Cleaning Equipment		
Pressure washer electric	per day	100 - 150
Pressure washer 2000psi petrol	per day	150 - 160
Pressure washer 3000psi petrol	per day	200 - 225





LANDSCAPE SUPPLIES

Conversion of 6x4 trailer load to cubic metres

- 1 Trailer load = 0.7 cubic metres
- 1.5 Trailer loads = 1 cubic metre
- 2 Trailer loads = 1.5 cubic metres
- 4.5 Trailer loads = 3 cubic metres

DESCRIPTION	UNIT	COST
*All prices listed are ex GST		
Soil		
Landscape Mix AS4419	per m ³	60 - 70
Soil Conditioner AS4454	per m ³	60 - 70
Vegie Mix AS4419	per m ³	60 - 70
Specialist organic certified products		
Acid concentrate	per m ³	133
Blended Manure	per m ³	110
General Concentrate	per m ³	131
General Mix	per m ³	123
Native Mix	per m ³	106
Compost		
Mushroom	per m ³	90
Horticultural Compost (organic certified)	per m ³	215
Mulch		
Econo mulch	per m ³	74
Pine bark	per m ³	125
Wood chip (jarrah)	per m ³	105 - 115
Potting Mix		
Premium Potting mix 30ltrs	bag	10
Potting Mix (organic certified)	per m ³	175

DESCRIPTION	UNIT	COST
Gravel		
Pea Gravel 12mm	per m ³	125
Cracked Gravel	per m ³	125
Road Gravel (ferricrete)	per m ³	85
Summer Stone Finds	per m ³	172
Sand		
Brickies sand	per m ³	60
White washed sand	per m ³	60
Plasterers sand	per m ³	60
Clean fill sand	per m ³	50 - 55
Lawn sand	per m ³	80
Cement		
Brickies grey cement	Bag	8
Brickies lite cement	Bag	8
General purpose grey cement	Bag	8
Rapid Set Concrete 20kg	Bag	8
Blue Metal		
Blue metal 10mm	per m ³	120
Blue metal 20mm	per m ³	120
Blue metal road base	per m ³	90
Blue metal dust	per m ³	75

DESCRIPTION	UNIT	COST
Stone decorative		
Gascoyne river stone 10mm	per tonne	400
Gascoyne river stone 20mm	per tonne	400
Gascoyne river stone 40mm	per tonne	400
Rainbow stone 16mm	per m ³	325 - 350
Rainbow stone 20mm	per m ³	320 - 330
Southwest river stone	per m ³	475
Stone other		
Limestone spalls	per m ³	90 - 100
Limestone roadbase 10mm	per m ³	65
Limestone crushed 19mm	per m ³	60
Ballast 40-50mm	per m ³	75
Basalt 20mm	per m ³	210
Pebble		
White (various size)	per tonne	522
Charcoal (various size)	per tonne	522
Rock		
Moss rock	per tonne	230



We may not be allowed to play in our parks, walk the trails, go to the beaches, but our gardens are still our haven of peace and relaxation. The sport, walks, play and beautiful native plants will still be there when all our restrictions fall. Make a difference to your own garden in the meantime... Keep calm and carry on... Gardening.

Richgro supplies a wide range of products that will continue to perform above expectations - day in day out. Enquire about our Osmocote® range, Australian Standards soil mixes, water saver EZI-WET®, natural Beat-A-Weed® weedkiller and more.



For more information please contact:
 David Miles, Sales Manager - david.miles@richgro.com.au
 T: 0402 345 170 - richgro.com.au/commercial

RICHGRO
 Landscape & Commercial



LANDSCAPE SUPPLIES - continued

DESCRIPTION	UNIT	COST
Limestone Blocks / Bullnose Capping		
<i>Reconstituted blocks (sizes all in mm)</i>		
500L x 160H x 90w (bev top)	each	5
500L x 250H x 100w (flat edge)	each	5.90
500L x 250H x 150w (flat edge)	each	7.40
500L x 250H x 200w (flat edge)	each	8
500L x 300H x 100w (flat edge)	each	7.25
500L x 300H x 150w (flat edge)	each	8.20
500L x 300H x 190w (flat edge)	each	8.75
500L x 350H x 150 (flat edge)	each	8.45
<i>Natural blocks (sizes all in mm)</i>		
500L x 350H x 120w	each	11.75
500L x 350H x 165w	each	11.92
500L x 350H x 200w	each	12.60
500L x 350H x 240w	each	12.60
500L x 170H x 240w (splits)	each	11.40
500L x 245H x 100w (diamond cut)	each	12.25
<i>Reconstituted bullnose</i>		
Single side bullnose capping 500mm x140mm x48mm	each	6.45
Single side bullnose capping 500mm x170mmx48mm	each	7.30
Single side bullnose capping 500mm x220mmx 48mm	each	7.75

DESCRIPTION	UNIT	COST
Sleepers		
<i>Treated Pine H4</i>		
200mm x 50mm x 2.4mtrs	each	15
200mm x 50mm x 3.0mtrs	each	20
200mm x 75mm x 2.4 mtrs	each	25
200mm x 75mm x 3.0 mtrs	each	30
<i>Old Railway</i>		
These come in various lengths but on the whole, 3mtr lengths are most commonly found	each	45 - 50
*Some landscape yards may have seconds in stock at 50% off.		

DESCRIPTION	UNIT	COST
Edging (includes all fixings)		
<i>Corten</i>		
2.2 mtr x 100mm ht (flexline)	each	38.50
2.44 mtr x 100mm ht	each	44.28
2.2 mtr x 150mm ht (flexline)	each	43.55
2.44 mtr x 230mm ht	each	100
2.44 mtr x 390mm ht	each	160
2.44 mtr x 850mm ht	each	314
2.16 length x 240mm high (flexline)	each	88.35
2.16 length x 400mm high (flexline)	each	137.35
2.16 length x 560mm high (flexline)	each	172.40
<i>Galvanised</i>		
2.2 mtr x 100mm high (flexline)	each	38.50
2.2mtr x 150mm high (flexline)	each	43.55
2.44 mtr x 230mm high	each	100
2.44 mtr x 390mm high	each	160
2.44 mtr x 850mm high	each	314

DESCRIPTION	UNIT	COST
Gabion Baskets		
525mm x 525mm x 525mm -kit	each	60.45
970mm x 525mm x 525mm -kit	each	84.65
2025mm x 525mm x 525mm -kit	each	139
Geosynthetic (drainage) & Weedmat		
Weedmat 12m x 1m	each	12
Geotek non-woven Grade D 3m x 80	each	630
Geotek non-woven Grade E 3m x 70	each	630
Geotek non-woven Grade C 3m x 100	each	805
Filtermaxx filterwrap Geotextile 2m x 50m	each	125
Miscellaneous		
Block lifter	each	65

Conversion of 6x4 trailer load to cubic metres

1 Trailer load = 0.7 cubic metres
 1.5 Trailer loads = 1 cubic metre
 2 Trailer loads = 1.5 cubic metres
 4.5 Trailer loads = 3 cubic metres



T. 1300 13 14 13 | www.ecooutdoor.com.au

INDUSTRY CONTACTS

ORGANISATIONS



Arboriculture Australia	1300 664 374	www.arboriculture.org.au
Australian Institute of Horticulture	(02) 8001 6198	www.aih.org.au
Australian Institute of Landscape Architects	(02) 6248 9970	www.aila.org.au
Australian Institute of Landscape Designers & Managers	1300 131 280	www.aildm.com.au
Irrigation Australia	(08) 9368 3136	www.irrigationaustralia.com.au
Landscape Industries Association WA (inc)	0410 714 207	www.landscaping.net.au
Nursery & Garden Industry (WA)	0410 714 207	www.ngiwa.com.au
SPASA	(08) 9479 6100	www.spasawa.com.au
Sports Turf Association WA (inc)	0417 977 734	www.sportsturf.asn.au
The Urban Development Institute of Australia	(02) 8277 4573	www.udia.com.au
WA Landscape Design Association	0409 209 446	www.walda.com.au
WA Turf	(08) 9437 2180	

BUSINESS



Australian Taxation Office	13 28 66	www.ato.gov.au
Dept of Mines, Industry Regulation & Safety	1300 489 099	www.commerce.wa.gov.au
Dial Before You Dig	1100	www.1100.com.au
Fair Work Australia	13 13 94	www.fairwork.gov.au
WA Fair Trading	(08) 9220 7555	www.wa.gov.au
Standards Australia	1800 035 822	www.standards.org.au
Water Corporation	13 13 85	www.watercorporation.com.au
WorkCover WA	1300 794 744	www.workcover.wa.gov.au

TRAINING | APPRENTICESHIPS & TRAINEESHIPS

Chamber of Commerce & Industry (WA)	1300 422 492	www.cciwa.com
South Metropolitan TAFE WA	1800 001 001	www.southmetrotafe.wa.edu.au
North Metropolitan TAFE WA	1300 300 822	www.northmetrotafe.wa.edu.au
South Regional TAFE WA	college direct	www.southregionaltafe.wa.edu.au
Central Regional TAFE WA	1800 672 700	www.centralregionaltafe.wa.edu.au
North Regional TAFE WA	1300 996 573	www.northregionaltafe.wa.edu.au



INDUSTRY CONTACTS *continued*

Apprenticeships | Traineeships
Semester 1 | Semester 2 full or part time
Certificate II, III, IV, diploma and skill sets



Landscape design and construction



Horticulture | Arboriculture



Parks and gardens | Turf management

TRAINING

Arboriculture, Horticulture, Landscape Design & Construction,
Parks & Gardens Turf Management & Pest & Weed
Management




Please note, not all campuses offer training in the above



South Metropolitan TAFE WA <i>Campuses</i>	1800 001 001 www.southmetrotafe.wa.edu.au <i>Armadale, Bentley, Carlisle, Fremantle, Jandakot, Kwinana, Mandurah, Munster, Murdoch, Naval Base, Rockingham & Thornlie.</i>
North Metropolitan TAFE WA <i>Campuses</i>	1300 300 822 www.northmetrotafe.wa.edu.au <i>Balga, Clarkson, East Perth, Joondalup, Leederville, Midland, Mount Lawley & Perth</i>
South Regional TAFE WA <i>Campuses</i>	college direct www.southregionaltafe.wa.edu.au <i>Albany, Bunbury, Busselton, Collie, Denmark, Esperance, Harvey, Katanning, Manjimup, Margaret River, Mount Barker & Narrogin.</i>
Central Regional TAFE WA <i>Campuses</i>	1800 672 700 www.centralregionaltafe.wa.edu.au <i>Batavia Coast Maritime Institute, Exmouth, Carnarvon, Geraldton, Kalgoorlie, Merredin, Moora, Northam & Technology Park</i>
North Regional TAFE WA <i>Campuses</i>	1300 996 573 www.northregionaltafe.wa.edu.au <i>Broome, Derby, Fitzroy Crossing, Halls Creek, Karratha, Kununurra, Roebourne, Newman, Hedland, Tom Price & Wyndham</i>



Learn to create beautiful spaces

 southmetrotafe.wa.edu.au
 1800 001 001
 @smtafe_landscaping



SUPPLIERS DIRECTORY | A-Z



BRICKS | BLOCKS

Midland Brick 13 15 40 www.midlandbrick.com.au

COBBLESTONES

Eco Outdoor 1300 13 14 13 www.ecooutdoor.com.au

BESTOKE METAL FABRICATION

Green Earth Enterprises (08) 9414 8119 www.greenearthenterprises.com.au

DECKING

Decking Perth (08) 9240 7345 www.deckingperth.com.au

DECKING SEALANTS

Decking Perth (08) 9240 7345 www.deckingperth.com.au

EQUIPMENT HIRE

Miniquip (08) 9434 9800 www.miniquip.com.au

FERTILISER

Baileys Fertilisers (08) 9439 1688 www.baileysfertiliser.com.au

Richgro (08) 6258 7100 www.richgro.com.au

GABIONS

Creation Landscapes (08) 9335 7383 www.creationlandscapesupplies.com.au

GRAVEL

Creation Landscapes (08) 9335 7383 www.creationlandscapesupplies.com.au



GARDEN CARE | PRODUCTS

Baileys Fertilisers (08) 9439 1688 www.baileysfertiliser.com.au

Richgro (08) 6258 7100 www.richgro.com.au

Stratagreen 1300 866 367 www.stratagreen.com.au

GARDEN EDGING

Creation Landscapes (08) 9335 7383 www.creationlandscapesupplies.com.au

Green Earth Enterprises (08) 9414 8119 www.greenearthenterprises.com.au

Straightcurve 0400 886 932 www.straightcurve.com.au

Stratagreen 1300 866 367 www.stratagreen.com.au

OUTDOOR FURNITURE

Eco Outdoor 1300 13 14 13 www.ecooutdoor.com.au

WG Outdoor Life (08) 6117 4184 www.wgoutdoorlife.com.au

INSURANCE

Cambridge Insurance (08) 9248 7944 www.cambridgeins.com.au

IRRIGATION

Hunter 0417 000 102 www.hunterindustries.com

Netafim Australia Pty Ltd (03) 8331 6500 www.netafim.com.au

Rainbird 1800 724 624 www.rainbird.com.au

Reece (08) 9373 2220 www.reece.com.au

LANDSCAPE SUPPLIES

Creation Landscapes (08) 9335 7383 www.creationlandscapesupplies.com.au



The Green Life Soil Co (08) 9250 4575 www.greenlifesoil.com.au

LIGHTING

Unios (08) 9248 1888 www.unios.com

Reece (08) 9373 2220 www.reece.com.au

MULCH

Baileys Fertilisers (08) 9439 1688 www.baileysfertiliser.com.au

The Green Life Soil Co (08) 9250 4575 www.greenlifesoil.com.au

Perth Materials Blowing 1300 616 134 www.pmb.com.au

Richgro Tel: (08) 6258 7100 www.richgro.com.au

Creation Landscapes (08) 9335 7383 www.creationlandscapesupplies.com.au

PAVING | CLAY | CONCRETE | PERMEABLE

Midland Brick 13 15 40 www.midlandbrick.com.au

PAVING | STONE

Freo Stone Paving (08) 9418 8404 www.freestone.com.au

Eco Outdoor 1300 13 14 13 www.ecooutdoor.com.au


PAVING | SEALANTS

Midland Brick 13 15 40 www.midlandbrick.com.au

PLANTS

Benara Nurseries (08) 9561 9000 www.benaranurseries.com

Bramley Botanical (08) 9757 9048





SUPPLIERS DIRECTORY | A-Z *continued*



Creation Landscapes	(08) 9335 7383	www.creationlandscapesupplies.com.au
Domus Nursery	(08) 9293 1768	www.domusnursery.com.au
Workpower	(08) 9375 4952	www.workpower.com.au

POND EQUIPMENT

Aquascape Australia	0488 032 995	www.aquascapesupplies.com.au
Clearpond	1800 222 010	www.clearpond.com.au

POTS

Benara Nurseries	(08) 9561 9000	www.benaranurseries.com
Creation Landscapes	(08) 9335 7383	www.creationlandscapesupplies.com.au
WG Outdoor Life	(08) 6117 4184	www.wgoutdoorlife.com.au

POTTING MIX

Baileys Fertilisers	(08) 9439 1688	www.baileysfertiliser.com.au
Richgro	(08) 6258 7100	www.richgro.com.au
Creation Landscapes	(08) 9335 7383	www.creationlandscapesupplies.com.au
The Green Life Soil Co	(08) 9250 4575	www.greenlifesoil.com.au

RIVERSTONE

Creation Landscapes	(08) 9335 7383	www.creationlandscapesupplies.com.au
---------------------	----------------	--

SOIL IMPROVERS | SPECIAL BLENDS

Baileys Fertilisers	(08) 9439 1688	www.baileysfertiliser.com.au
Richgro	(08) 6258 7100	www.richgro.com.au



Soil Solver	0427 351 473	www.soilsolver.com.au
The Green Life Soil Co	(08) 9250 4575	www.greenlifesoil.com.au
Creation Landscapes	(08) 9335 7383	www.creationlandscapesupplies.com.au

NATURAL STONE

Creation Landscapes	(08) 9335 7383	www.creationlandscapesupplies.com.au
Eco Outdoor	1300 13 14 13	www.ecooutdoor.com.au

TREES

Arbor Centre	(08) 9359 9300	www.arborcentre.com.au
Benara Nurseries	(08) 9561 9000	www.benaranurseries.com
Bramley Botanical	(08) 9757 9048	facebook.com/bramleybotanical.com.au
Ellenby Tree Farm	(08) 9405 4558	www.ellenbytreefarm.com.au
Workpower	(08) 9375 4952	www.workpower.com.au

TURF

Lawn Doctor	(08) 9306 1788	www.lawndoctor.com.au
Turf It Artificial Lawns & Landscaping (synthetic)	0412 325 439	www.turfit.com.au
Benara Nurseries (synthetic)	(08) 9561 9000	www.benaranurseries.com

WALLING

Eco Outdoor	1300 13 14 13	www.ecooutdoor.com.au
Midland Brick	13 15 40	www.midlandbrick.com.au





MEMBER SERVICES | DIRECTORY



ARTIFICIAL TURF

Backyard Creations	0415 399 315	www.backyardcreations.com.au
Instant Gardens	(08) 9303 9920	www.instantgardens.com.au
Indian Ocean Landscapes	(08) 9302 4685	www.indianoceanlandscapes.com.au
Turf It Artificial Lawns & Landscaping	0412 325 439	www.turfit.com.au
Workpower	(08) 9375 4900	www.workpower.com.au

CARPENTRY - DECKING | GAZEBOS

Gradient Landscapes	0417 049 923	www.gradientlandscapes.com.au
Indian Ocean Landscapes	(08) 9302 4685	www.indianoceanlandscapes.com.au
Landscapes WA	(08) 9247 2487	www.landscapeswa.com.au
Made Landscape Construction	0406 956 772	www.madelandscapeconstruction.com.au

CONTRACT GROWING - PLANTS | TREES

Arbor Centre	(08) 9359 9300	www.arborcentre.com.au
Benara Nurseries	(08) 9561 9000	www.benaranurseries.com
Bramley Botanical	(08) 9757 9048	facebook.com/bramleybotanical.com.au
Domus Nursery	(08) 9293 1768	www.domusnursery.com.au
Ellenby Tree Farm	(08) 9405 4558	www.ellenbytreefarm.com
Workpower	(08) 9375 4900	www.workpower.com.au

DAMNS & LAKES

Think Green Landscapes & Waterscapes	0401 384 924	www.tglandscapes.com.au
Landscape Elements	(08) 9443 3737	www.landscapeelements.com.au

ENVIRONMENTAL MANAGEMENT

Environmental Industries	(08) 9256 6500	www.environmentalindustries.com.au
LD Total	(08) 6436 1111	www.ldtotal.com.au
Skyline Landscape Services	(08) 6243 8070	www.skylinelandscape.com.au
Tim Davies Landscaping	(08) 9441 0200	www.tdl.com.au
Workpower	(08) 9375 4900	www.workpower.com.au
Yonga Djena	0409 706 757	www.yongadjena.com

GARDEN DESIGN

Backyard Creations	0415 399 315	www.backyardcreations.com.au
Perth Landscape Design	(08) 9245 6051	www.perthlandscapedesign.com.au

**(See also Landscape Design & Construction - Residential)*

GREEN ROOFS

Deep Green Landscaping	(08) 9242 2299	www.deepgreenlandscaping.com.au
------------------------	----------------	--

INDOOR PLANT HIRE

Skyline Landscape Services	(08) 6243 8070	www.skylinelandscape.com.au
----------------------------	----------------	--

INSURANCE

Cambridge Insurance	(08) 9248 7944	www.cambridgeins.com.au
---------------------	----------------	--



IrrIGATION | SPECIALISTS

Backyard Creations	0415 399 315	www.backyardcreations.com.au
Ben's Garden Maintenance & Landscaping	0409 539 855	www.bensgardens.com.au
Earth & Water	(08) 9313 1299	www.earthandwater.com.au
Elm	(08) 9374 0599	www.elmwa.com.au
Environmental Industries	(08) 9256 6500	www.environmentalindustries.com.au
Evergreen Blades	(08) 6166 6363	www.evergreenblades.com.au
FPM Landscapes	0403 620 145	www.fpmlandscapes.com.au
Garden Solutions	0407 998 291	www.gardensolutionswa.com.au
GC Landscapes	(08) 9248 8818	www.gclandscapes.com.au
Hunter	0417 000 102	www.hunterindustries.com
Instant Gardens	(08) 9303 9920	www.instantgardens.com.au
Indian Ocean Landscapes	(08) 9302 4685	www.indianoceanlandscapes.com.au
Landscape & Maintenance Solutions	1300 421 248	www.landscapems.com.au
Landscape Elements	(08) 9443 3737	www.landscapeelements.com.au
Landscapes WA	(08) 9247 2487	www.landscapeswa.com.au
LD Total	(08) 6436 1111	www.ldtotal.com.au
Netafim Australia Pty Ltd	(03) 8331 6500	www.netafim.com.au
Rainbird	1800 724 624	www.rainbird.com.au
Reece	(08) 9373 2220	www.reece.com.au
Skyline Landscape Services	(08) 6243 8070	www.skylinelandscape.com.au





MEMBER SERVICES | DIRECTORY - *continued*



Tim Davies Landscaping (08) 9441 0200 www.tdl.com.au
 The Greenscape Collective (08) 6102 5202 www.thegreenscapecollective.com.au
 Turf It Artificial Lawns & Landscaping 0412 325 439 www.turfit.com.au
 Waterwise Landscaping (08) 9408 5199 www.waterwiselandscaping.com.au

IRRIGATION DESIGN SERVICES

Evergreen Blades (08) 6166 6363 www.evergreenblades.com.au
 Netafim Australia Pty Ltd (03) 8331 6500 www.netafim.com.au
 Reece (08) 9373 2220 www.reece.com.au

LANDSCAPE DESIGN & CONSTRUCTION | COMMERCIAL & CIVIL

Backyard Creations 0415 399 315 www.backyardcreations.com.au
 Deep Green Landscaping (08) 9242 2299 www.deepgreenlandscaping.com.au
 Earthcare (08) 9434 2200 www.earthcare.net.au
 Elm (08) 9374 0599 www.elmwa.com.au
 Environmental Industries (08) 9256 6500 www.environmentalindustries.com.au
 FPM Landscapes 0403 620 145 www.fpmlandscapes.com.au
 Garden Focus 0414 546 660 www.gardenfocus.com.au
 Instant Gardens (08) 9303 9920 www.instantgardens.com.au
 Landscape & Maintenance Solutions 1300 421 248 www.landscapems.com.au
 Landscape Elements (08) 9443 3737 www.landscapelements.com.au



Landscapes WA (08) 9247 2487 www.landscapeswa.com.au
 LD Total (08) 6436 1111 www.ldtotal.com.au
 Manglesii Contracting 0402 577 115
 MG Group (08) 9443 4795 www.mggroup.net.au
 PHASE 3 Landscape Construction (08) 9337 6985 www.phasethree.net.au
 Skyline Landscape Services (08) 6243 8070 www.skylinelandscape.com.au
 Tim Davies Landscaping (08) 9441 0200 www.tdl.com.au
 Tranquil Gardens 0434 868 237 www.tranquilgardens.com.au
 Turf It Artificial Lawns & Landscaping 0412 325 439 www.turfit.com.au
 Waterwise Landscaping (08) 9408 5199 www.waterwiselandscaping.com.au
 Yallingup Landscapes 0409 900 590 www.yallinguplandscapes.com.au
 Yonga Djena 0409 706 757 www.yongadjena.com

LANDSCAPE DESIGN & CONSTRUCTION | RESIDENTIAL

Alessio's Gardens 0421 140 632 www.alessiosgardens.com.au
 Backyard Creations 0415 399 315 www.backyardcreations.com.au
 Ben's Garden Maintenance & Landscaping 0409 539 885 www.bensgardens.com.au
 Chorus 1800 264 268 www.chorus.org.au
 Darjavelle 0433 805 570 www.darjavelle.com.au



Deep Green Landscaping (08) 9242 2299 www.deepgreenlandscaping.com.au
 Edulis Gardening 0401 353 553 www.edulisgardening.com.au
 eScape Landscape Architecture (08) 9201 2772 www.e-scapedesign.com
 FPM Landscapes 0403 620 145 www.fpmlandscapes.com.au
 Garden Focus 0414 546 660 www.gardenfocus.com.au
 Garden Solutions 0407 998 291 www.gardensolutionswa.com.au
 GC Landscapes (08) 9248 8818 www.gclandscapes.com.au
 Gradient Landscapes 0417 049 923 www.gradientlandscapes.com.au
 Instant Gardens (08) 9303 9920 www.instantgardens.com.au
 Indian Ocean Landscapes (08) 9302 4685 www.indianoceanlandscapes.com.au
 Landscape & Maintenance Solutions 1300 421 248 www.landscapems.com.au
 Landscape Elements (08) 9443 3737 www.landscapelements.com.au
 Landscapes WA (08) 9247 2487 www.landscapeswa.com.au
 LD Total (08) 6436 1111 www.ldtotal.com.au
 Made Landscape Construction 0406 956 772 www.madelandscapeconstruction.com.au
 Newforms Landscape Architecture 0418 811 553 www.newforms.com.au
 Perth Landscape Design (08) 9245 6051 www.perthlandscapedesign.com.au
 PHASE 3 Landscape Construction (08) 9337 6985 www.phasethree.net.au





MEMBER SERVICES | DIRECTORY - *continued*



Revive Landscaping	0423 007 262	www.revivelandscaping.com.au
Roberts Landscaping	0411 514 949	www.robertslandscapes.com.au
The Greenscape Collective	(08) 6102 5202	www.thegreenscapecollective.com.au
Think Green Landscapes & Waterscapes	0401 384 924	www.tglandscapes.com.au
Tim Davies Landscaping	(08) 9441 0200	www.tdl.com.au
Tranquil Gardens	0434 868 237	www.tranquilgardens.com.au
Turf It Artificial Lawn & Landscaping	0412 325 439	www.turfit.com.au
Waterwise Landscaping	(08) 9408 5199	www.waterwiselandscaping.com.au
Wanda's Gardening & Landscaping	(08) 9450 6165	www.wandas.com.au
Yallingup Landscapes	0409 900 590	www.yallinguplandscapes.com.au
Yard Art & Outdoor Solutions	0400 285 382	

LAKE MANAGEMENT

Clearpond	1800 222 010	www.clearpond.com.au
Skyline Landscape Services	(08) 6243 8070	www.skylinelandscape.com.au

LIGHTING

Darjavelle	0433 805 570	www.darjavelle.com.au
------------	--------------	--

MAINTENANCE COMMERCIAL

Backyard Creations	0415 399 315	www.backyardcreations.com.au
--------------------	--------------	--



Deep Green Landscaping	(08) 9242 2299	www.deepgreenlandscaping.com.au
Elm	(08) 9374 0599	www.elmwa.com.au
Environmental Industries	(08) 9256 6500	www.environmentalindustries.com.au
GC Landscapes	(08) 9248 8818	www.gclandscapes.com.au
Landscape & Maintenance Solutions	1300 421 248	www.landscapems.com.au
Landscape Elements	(08) 9443 3737	www.landscapeelements.com.au
Landscapes WA	(08) 9247 2487	www.landscapeswa.com.au
LD Total	(08) 6436 1111	www.ldtotal.com.au
Skyline Landscape Services	(08) 6243 8070	www.skylinelandscape.com.au
SprayMow Services	0402 135 232	www.spraymow.com.au
Tim Davies Landscaping	(08) 9441 0200	www.tdl.com.au
Tranquil Gardens	0434 868 237	www.tranquilgardens.com.au
Workpower	(08) 9375 4900	www.workpower.com.au
Yonga Djena	0409 706 757	www.yongadjena.com

MAINTENANCE RESIDENTIAL

Backyard Creations	0415 399 315	www.backyardcreations.com.au
Ben's Garden Maintenance & Landscaping	0409 539 855	www.bensgardens.com.au
Chorus	1800 264 268	www.chorus.org.au
Deep Green Landscaping	(08) 9242 2299	www.deepgreenlandscaping.com.au
Edulis Gardening	0401 353 553	www.edulisgardening.com.au



Evergreen Blades	(08) 6166 6363	www.evergreenblades.com.au
Garden Solutions	0407 998 291	www.gardensolutionswa.com.au
GC Landscapes	(08) 9248 8818	www.gclandscapes.com.au
The Greenscape Collective	(08) 6102 5202	www.thegreenscapecollective.com.au
Landscapes WA	(08) 9247 2487	www.landscapeswa.com.au
Mint Landscapes	0452 376 995	www.mintlandscapes.com.au
Origin Landscapes	0409 993 731	www.originlandscapes.com.au
Renew Property Maintenance	0468 744 258	www.renewpm.com.au
Tim Davies Landscaping	(08) 9441 0200	www.tdl.com.au
Tranquil Gardens	0434 868 237	www.tranquilgardens.com.au
Turf It Artificial Lawn & Landscaping	0412 325 439	www.turfit.com.au
Waterwise Landscaping	(08) 9408 5199	www.waterwiselandscaping.com.au
Wanda's Gardening & Landscaping	(08) 9450 6165	www.wandas.com.au
Yallingup Landscapes	0409 900 590	www.yallinguplandscapes.com.au

MULCH SUPPLY | INSTALL (LARGE VOLUMES)

Perth Materials Blowing	1300 616 134	www.pmb.com.au
-------------------------	--------------	--

NATURAL SWIMMING POOLS

Think Green Landscapes & Waterscapes	0401 384 924	www.tglandscapes.com.au
--------------------------------------	--------------	--



PLAYGROUNDS

Deep Green Landscaping	(08) 9242 2299	www.deepgreenlandscaping.com.au
Elm	(08) 9374 0599	www.elmwa.com.au
Environmental Industries	(08) 9256 6500	www.environmentalindustries.com.au
Landscape Elements	(08) 9443 3737	www.landscapeelements.com.au
LD Total	(08) 6436 1111	www.ldtotal.com.au
MG Group	(08) 9443 4795	www.mggroup.net.au
PHASE 3 Landscape Construction	(08) 9337 6985	www.phasethree.net.au
Skyline Landscape Services	(08) 6243 8070	www.skylinelandscape.com.au
Tim Davies Landscaping	(08) 9441 0200	www.tdl.com.au
Turf It Artificial Lawns & Landscaping	0412 325 439	www.turfit.com.au

PEST & WEED MANAGEMENT

Elm	(08) 9374 0599	www.elmwa.com.au
Environmental Industries	(08) 9256 6500	www.environmentalindustries.com.au
Landscape & Maintenance Solutions	1300 421 248	www.landscapems.com.au
LD Total	6436 1111	www.ldtotal.com.au
Skyline Landscape Services	(08) 6243 8070	www.skylinelandscape.com.au
SprayMow Services	0402 135 232	www.spraymow.com.au
Tim Davies Landscaping	(08) 9441 0200	www.tdl.com.au



MEMBER SERVICES | DIRECTORY - *continued*



Turf It Artificial Lawns & Landscaping 0412 325 439 www.turfit.com.au
 Workpower (08) 9375 4900 www.workpower.com.au

POOL & SPA | DESIGN & LANDSCAPING

eScape Landscape
 Architecture (08) 9201 2772 www.e-escapedesign.com
 Gradient Landscapes 0417 049 923 www.gradientlandscapes.com.au
 Instant Gardens (08) 9303 9920 www.instantgardens.com.au
 Landscapes WA (08) 9247 2487 www.landscapeswa.com.au
 Made Landscape Construction 0406 956 772 www.madelandscapeconstruction.com.au
 Tim Davies Landscaping (08) 9441 0200 www.tdl.com.au

PREFABRICATION | LANDSCAPE STRUCTURES

eScape Landscape
 Architecture (08) 9201 2772 www.e-escapedesign.com
 Green Earth Enterprises (08) 9414 8119 www.greenearthenterprises.com.au

REGISTERED LANDSCAPE ARCHITECTS

LD Total (08) 6436 1111 www.ldtotal.com.au
 Matt Huxtable 0418 811 553 PHASE 3 Landscape Construction
 Nicholas Crowe 0403 069 459 eScape Landscape Architecture
 Tim Davies Landscaping (08) 9441 0200 www.tdl.com.au



SPORTS TURF SERVICES

Skyline Landscape Services 6243 8070 www.skylinelandscape.com.au

TRAFFIC MANAGEMENT

Elm (08) 9374 0599 www.elmwa.com.au

TRAINING (arboriculture, horticulture, landscape design & construction, turf management, parks & gardens and pest & weed management)
 South Metro TAFE 1800 001 001 www.southmetrotafe.wa.edu.au

TREE MANAGEMENT | MAINTENANCE

Arbor Centre (08) 9359 9300 www.arborcentre.com.au
 GC Landscapes (08) 9248 8818 www.gclandscapes.com.au
 LD Total (08) 6436 1111 www.ldtotal.com.au
 Skyline Landscape Services (08) 6243 8070 www.skylinelandscape.com.au
 Workpower (08) 9375 4900 www.workpower.com.au

TREE PLANTING | CONTRACT

Arbor Centre (08) 9359 9300 www.arborcentre.com.au
 Ellenby Tree Farm (08) 9405 4558 www.ellenbytreefarm.com
 Workpower (08) 9375 4900 www.workpower.com.au

TURF CONSULTANCY

Lawn Doctor (08) 9306 1788 www.lawndoctor.com.au



VERTICAL GARDENS

Alessio's Gardens 0421 140 632 www.alessiosgardens.com.au
 Deep Green Landscaping (08) 9242 2299 www.deepgreenlandscaping.com.au
 Earth & Water (08) 9313 1299 www.earthandwater.com.au
 Landscape Elements (08) 9443 3737 www.landscapeelements.com.au
 O2 Plantwalls 0488 608 601 www.o2plantwalls.com.au
 WG Outdoor Life (08) 6117 4184 www.wgoutdoorlife.com.au

WATER TREATMENT SYSTEMS

Earth & Water (08) 9313 1299 www.earthandwater.com.au

WATER FEATURES | PONDS & WATERFALLS

Landscape Elements (08) 9443 3737 www.landscapeelements.com
 Landscapes WA (08) 9247 2487 www.landscapeswa.com.au
 Revive Landscaping 0423 007 262 www.revivelandscaping.com.au
 Think Green | Waterscapes 0401 384 924 www.tglandscapes.com.au
 Tim Davies Landscaping (08) 9441 0200 www.tdl.com.au
 WG Outdoor Life (08) 6117 4184 www.wgoutdoorlife.com.au





ALL YOUR DECKING NEEDS, ALL IN THE ONE PLACE



www.decksonline.com.au